

EPIC User Guide St Michael's Junior Boys School

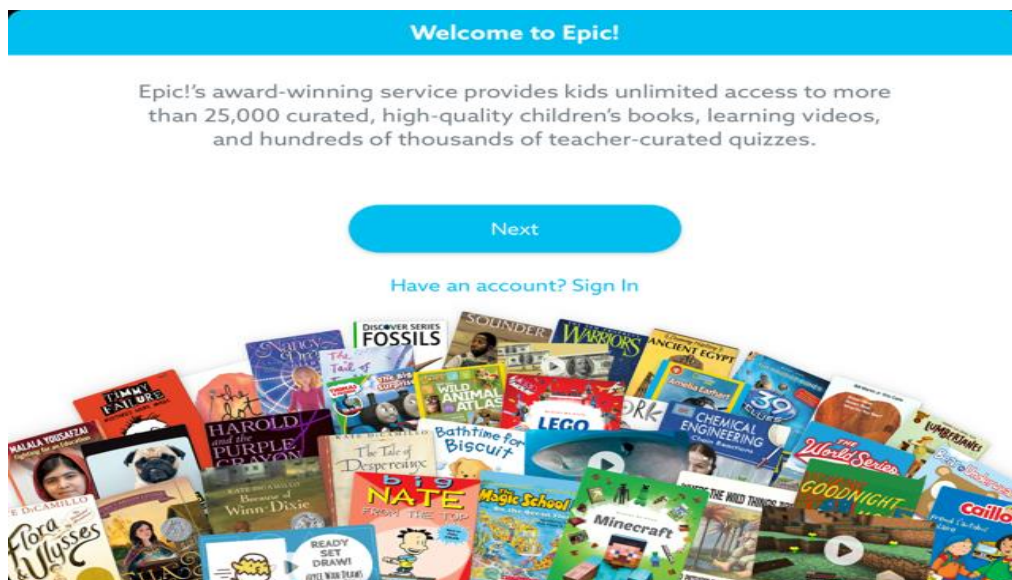
Search Epic in Google Play Store/ Apple Store.



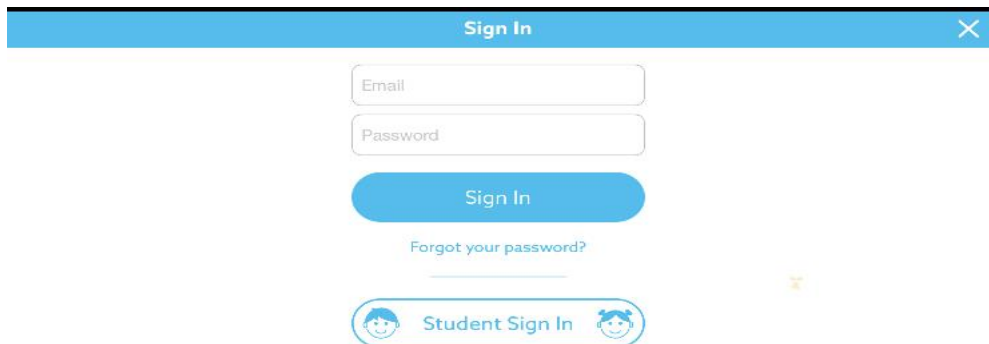
Click on download.

Open Epic on your iPhone/Android/iPad.

You will then see this screen, click on Have an account/sign in.



You will then be directed to the sign in page, click on **Student Sign In.**



A screenshot of a 'Sign In' window. At the top is a blue header with the text 'Sign In' and a close button (X). Below the header are two input fields: 'Email' and 'Password'. Underneath these is a blue 'Sign In' button. Below the button is a link that says 'Forgot your password?'. At the bottom of the window is a rounded button with two cartoon characters and the text 'Student Sign In'.

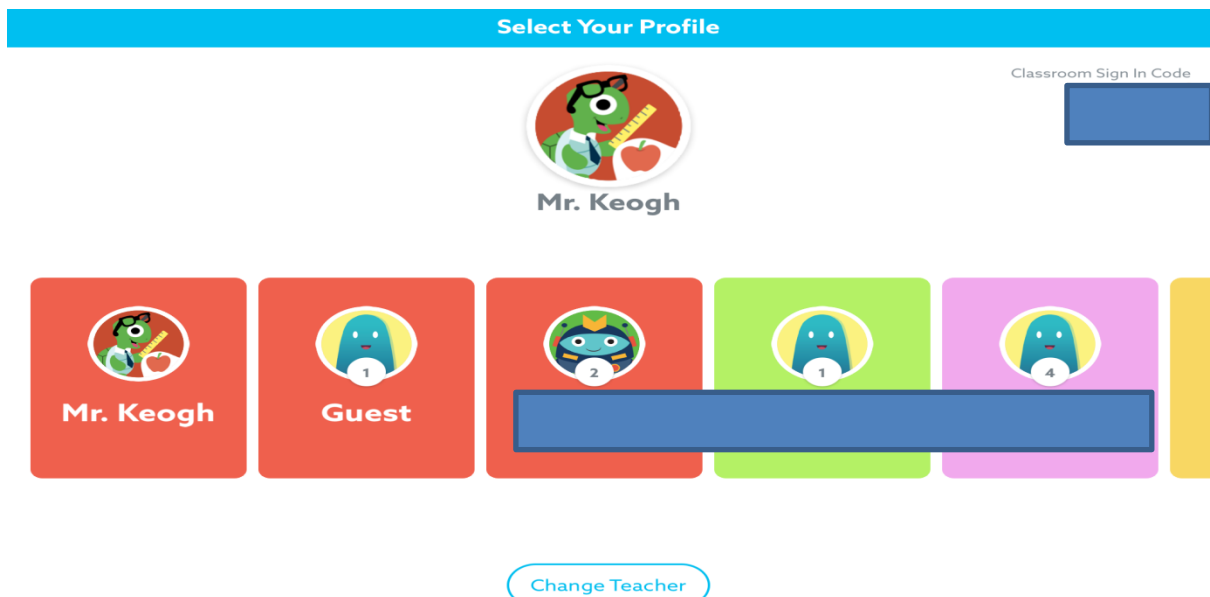
You will then be asked to enter your classroom code.

Classroom codes will be provided through email/Seesaw.



A screenshot of a 'Student Sign In' screen. At the top is a blue header with a back arrow, the text 'Student Sign In', and a close button (X). Below the header is the text 'Enter Your Classroom Sign In Code'. Underneath is an input field containing the code 'GXL-5895'. Below the input field is a blue 'Sign In' button.

Once the code has been entered you will be redirected to your class, click on your child's name & profile!



A screenshot of a 'Select Your Profile' screen. At the top is a blue header with the text 'Select Your Profile'. Below the header is a circular profile picture of a green cartoon character with glasses, a tie, and a red apple, with the name 'Mr. Keogh' underneath. To the right of the profile picture is a blue box labeled 'Classroom Sign In Code'. Below these are five profile cards in a row: a red card with the same green character and name 'Mr. Keogh', a red card with a blue character and name 'Guest', a red card with a blue character and name '2', a green card with a blue character and name '1', and a purple card with a blue character and name '4'. A blue bar is partially visible over the bottom of the cards. At the bottom of the screen is a blue button with the text 'Change Teacher'.

Look for the mailbox icon at the bottom right corner of your screen, click on this!



You will then see the theme of the week and the books associated with this theme!

Mailbox



8 Books | 0 Videos

The Garden Centre
From: Mr. Keogh, 44 days ago

0/8 Finished

Created By: Mr. Keogh

Like Favorite More

Books (8)



There will be a selection of books that can be read that has been assigned to your son by their class teacher.

Using EPIC

Epic can only be accessed during school hours from **9:00am - 3:00pm.**

Through following these simple steps you can have access to endless amounts of books for your child to use during this period away from the classroom.

For the Junior and Senior Infants the books will be mainly read-to-me books which will allow your child to listen to the story, with many of these books having a quiz at the end to test your child's understanding!

We will also include books that will require you to read with your child, audiobooks, videos and songs.